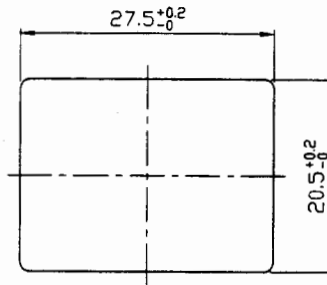
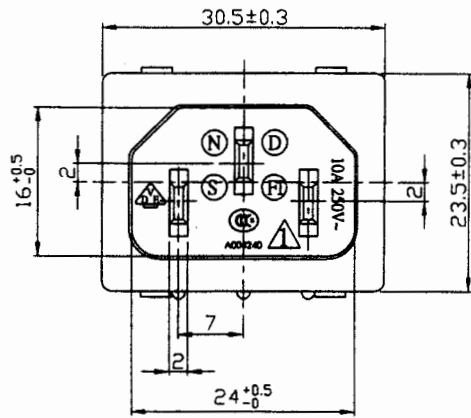


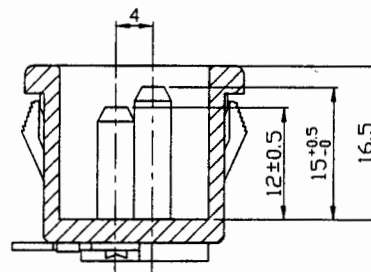
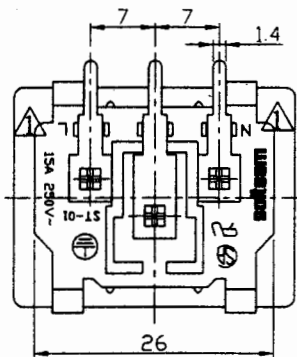
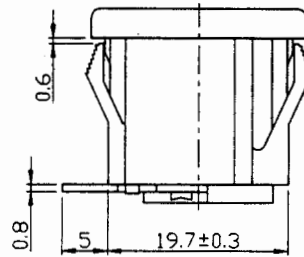
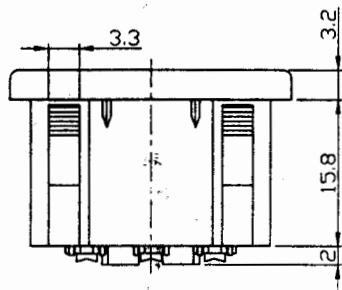
NO.	PART NAME	MATERIAL	Q'TY
1.	Body	Nylon 66 Type	1
2.	Insert Pin	Nickel Plated Brass	3
3.	Terminal	Tin Plated Brass	3

崧騰企業股份有限公司 SOLTEAM ELECTRONICS CO.,LTD

△	051226	VDE CERTIFICATE NO.: 115886=>40015691.	A3		核准		日期	06/02	投影法	第一角	單位	DIMENSION UNIT mm
△	050413	MODIFY DRAWING:"#=>+"	A2	徐鮮英 李碩	校對		日期	06/02	比例	1.2:1	機型	INLET SOCKET
△	040625	ADD 3C & "N L" MARK.	A1	鐘月蘭 李碩	繪圖		日期	011002	路徑	E:\成品圖\ST01	型號	ST-01A-BMN
NO.	DATE	REVISION DESCRIPTION	ISSUE	REVISE	APPROVED	DRAWN BY	DATE	DWG NO	PART NO			



PANEL CUT-OUT



A-A SECTION

SPECIFICATION

CONTACT RATING : 15A 250VAC (CSA,UL)

10A 250VAC (N S D) (FI , VDE, 3C)

APPROVAL : UL CERTIFICATE NO.: E200241

CSA CERTIFICATE NO.: LR77849

DEMKO CERTIFICATE NO.: 308050

SEMKO CERTIFICATE NO.: 9833192/01

NEMKO CERTIFICATE NO.: P98102225

FIMKO CERTIFICATE NO.: FI 11665

△ VDE CERTIFICATE NO.: 40015691

3C CERTIFICATE NO.: 2003010204030912

INITIAL CONTACT RESISTANCE: 30mΩ (MAX)

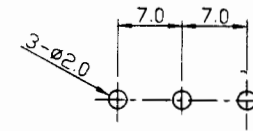
INITIAL INSULATION RESISTANCE: 100MΩ (MIN) 500 VDC

INITIAL WITHSTAND VOLTAGE:

PLEASE REFERENCE TEST SPECIFICATION-3.3

LIFE EXPECTANCY : 5,000 CYCLES

MATERIAL USED MUST BE COMPLY WITH BQI-0555 .



PCB.LAYOUT



TOLERANCES UNLESS OTHERWISE 未指定容許差尺寸之公差	
BASIC DIMENSIONS TOLERANCES	
UP TO 10 (10 以下)	±0.3
ABOVE 10 TO 100(10-100)	±0.5
ABOVE 100 (100 以上)	±0.8
ANGULAR DIMENSIONS(角度)	±5°

崧騰企業股份有限公司

SOLTEAM ELECTRONICS CO.,LTD

△	051226	VDE CERTIFICATE NO.: 115886=>40015691.	A3	李碩	核准	日期	060102	投影法	第一角	單位	DIMENSION UNIT mm
△	050413	MODIFY DRAWING:"#=>+"	A2	徐鮮英	校對	日期	060102	比例	1:1	機型	INLET SOCKET
△	040625	ADD 3C & 'N L' MARK.	A1	鐘月蘭	繪圖	日期	011002	路徑	E:\成品圖\ST01A	型號	ST-01A-BMN
NO.	DATE	REVISION DESCRIPTION	ISSUE	REVISE	APPROVED	DRAWN BY	DATE	DWG NO		PART NAME	PART NO